


NEW



# NEPTUNE ON A 2X2 PANEL

PASSIVE OR AMPLIFIED CEILING SPEAKER WITH A 5" WOOFER

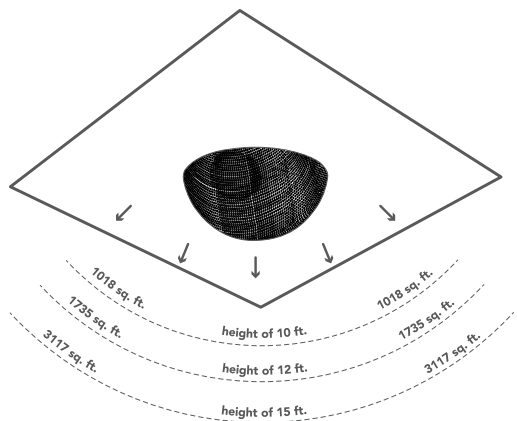
## Features:

Omni directional wide dispersion surface mount speaker for schools, retail stores, gyms, restaurants, hotels, bars and malls

## Specifications:


MODEL NUMBER	NEPTUNE2X2	AMP-CAT-NEP-2X2
Description	2-Way, 70 V & 8 Ω Combination 1 ea. 5" Polypropylene Woofer 4 ea. 0.5" PEI Tweeter with Overload Protection	Self Amplified, 2-Way, 5" Polypropylene Woofer, 4 ea. 0.5" PEI Tweeter with Overload Protection
Impedance	70 V and 8 Ω Combination	–
Sensitivity (1 W / 1 M)	88 dB	88 dB
Max Power @ 8 Ω	65 W	15 W
70 V Tap Settings	30 W / 15 W / 7.5 W / 3.75 W	–
Nominal Power	50 W	–
Frequency Response	80 Hz - 20 kHz	80 Hz - 20 kHz
Crossover	5 kHz	5 kHz
Dispersion	360° H x 180° V	360° H x 180° V
Woofer Size	5" – 1 Each	5" – 1 Each
Woofer Material	Polypropylene	Polypropylene
Tweeter Size	0.5" – 4 Each	0.5" – 4 Each
Tweeter Material	PEI	PEI
Tweeter Overload Protection	Yes	Yes
Enclosure	ABS Plastic	ABS Plastic
Grill Material	Aluminum	Aluminum
Dimensions (L x W x H)	23.56" x 2.65" x 3.63"	23.56" x 2.65" x 3.63"
Total Weight	13 Lbs.	13 Lbs.
Color(s)	White	White
Mounting Hardware	N/A	N/A
Paintable	Yes	Yes
Warranty	5 Years	1 Year

Additional Specs on Back Page for the AMP-CAT-NEP-2X2




- Complete 360° Sound
- Large Footprint – 1 Neptune Replaces 4 Ceiling Speakers
- Selectable 70 V / 8 Ω Combination
- Self-Amplified or Passive Speaker Options
- 5-Way (1 ea. 5" Woofer and 4 ea. .5" Tweeters)
- Maximum 65 W Power at 8 Ω
- Easy, Clean Installation

NEW

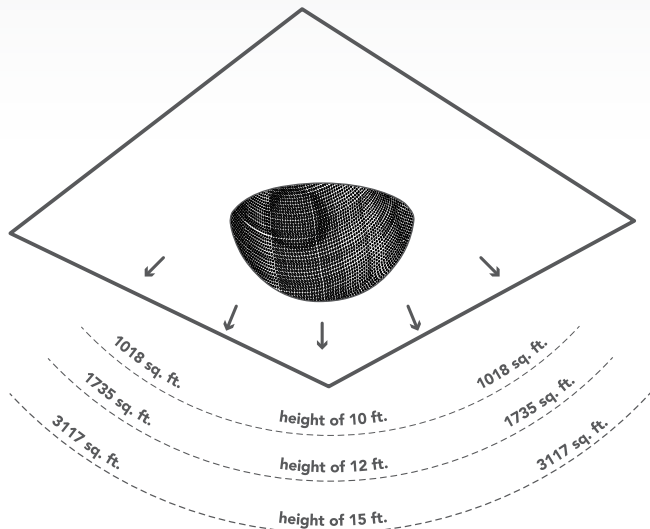


# NEPTUNE ON A 2X2 PANEL

AMPLIFIED OR PASSIVE CEILING SPEAKER  
WITH 5" WOOFER



Perfect for schools, retail stores, gyms, restaurants, hotels, bars and malls

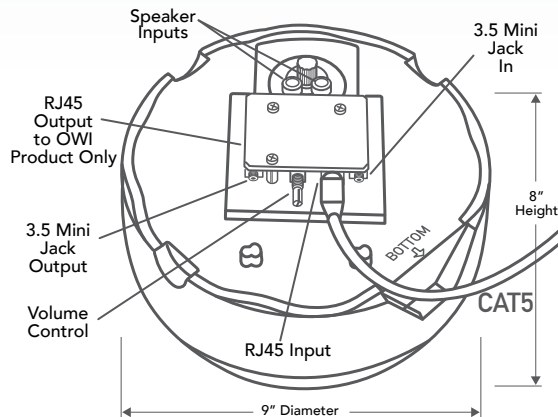


### INSTALLATION GUIDE ±3 dB

Height of the Speaker (Ft.)	8'	9'	10'	11'	12'	13'	14'	15'	16'	17'	18'	19'	20'
Distance between Speakers (Ft.)	25	30	36	41	47	52	58	63	69	74	80	85	91
Coverage in Square Feet (Ft²) per Speaker	491	707	1018	1320	1735	2124	2642	3117	3739	4301	5027	5675	6504



### Additional AMP-CAT-NEP-2X2 Specifications:



FREQUENCY RESPONSE	
EQ Set to Flat	± 0.7 dB
Bass	±10 dB
Treble	±12 dB
THD + Noise	>0.02 ("A" Weighted)
S/N	>79 dB
Max Power Output	12 W @ 1%
Min. Input Impedance, RJ45 In	30,000 Ω
Min. Input Impedance, Mini-Jack	1,000 Ω
DC Power, Standby	1.4 W
AC Power, Sleep Mode	1.4 W

DC POWER	
Short Circuit Protected	Yes
Over Current Protected	Yes
Over Voltage Protected	Yes
Over Temperature Protected	Yes
Min. Load Impedance	4.0 Ω (Two 8 Ω Speakers in Parallel)
Min. Input Impedance, RJ45 In	150,000 Ω
Min. Input Impedance, Mini-Jack	37,000 Ω

ELECTRICAL AMPLIFIER	
Input Voltage, Nominal	16 V DC (16.5 Watts)
Input Current, Operating, (15 V DC)	1 Amp RMS
Input Volt-Amperes, (15 V DC)	15 V Amps RMS

POWER SUPPLY	PS15VDC35AL5
Description	Power Supply
Input	100 to 250 VAC, 50-60 Hz, 1.4 A
Output	15 V DC, 3.5 Amps
Wire Gauge and Length	Min. 18 Gauge up to 40 Ft. Max. Length
Electrical, Power Supply	UL Listed, Level V, (Energy Star)
Weight	0.45 Lbs.
Size	4.7"H x 2"W x 1.2"D



OWI Incorporated  
17141 Kingsview Ave.,  
Carson, CA 90746 U.S.A.  
ph.: 310.515.1900  
toll free: 800.638.1694  
fax: 310.515.1606  
email: info@owi-inc.com

[www.owi-inc.com](http://www.owi-inc.com)

Specification sheets available for download  
[owi-inc.com/neptune](http://owi-inc.com/neptune)