

# M4F-RIK & M5CX-RIK MOUNTING KIT INSTRUCTIONS

(NEW CONSTRUCTION KIT FOR THE BSK SPEAKERS)

17141 Kingsview Ave, Carson CA 90746 / Tel. 310-515-1900 / info@owi-inc.com / www.owi-inc.com

**1**



Mounting frame



Cup

Each mounting kit consists of:

A - one mounting frame

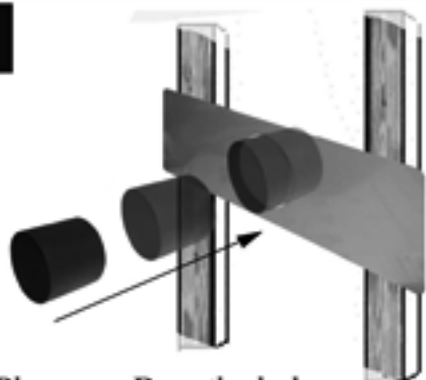
B - one cup

**2**




Install the mounting frame A on the wall using screw or staple.

**3**



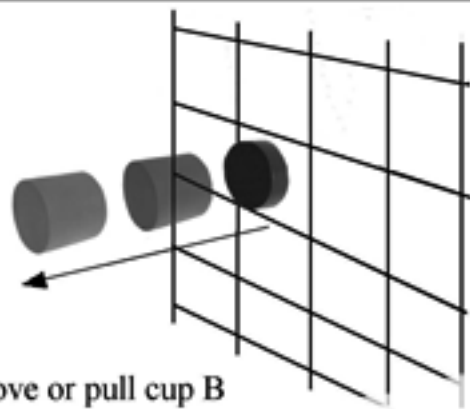
Place cup B on the hole of the mounting frame A.

**4**



Place drywall, cement or material on front side. Do not cover cup.

**5**



Remove or pull cup B once the cement dries.

**6**

Install the BSK Speaker.

